

**FEBRUARY**

**SINGLE FAMILY**

**CONDOMINIUMS**

**VACANT LAND**

MEDIAN SALES PRICE	2019	\$387,500 ▲	\$380,000 ▲	\$32,000 ▲
	2018	\$322,500	\$332,500	\$23,000

CLOSED SALES	2019	146 ▼	53 ▼	90 ▼
	2018	160	60	147

OPENED LISTINGS	2019	217 ▲	72 ▲	160 ▼
	2018	135	58	174

VOLUME SALES	2019	\$72,357,378 ▲	\$27,465,500 ▼	\$13,976,449 ▼
	2018	\$69,884,475	\$33,125,036	\$18,328,754

All information taken from Hawaii Information Services. MLS Sales Data information shown herein, while not guaranteed, is derived from sources deemed reliable. Old Republic Title is providing this information as a free customer service and makes no warranties or representations as to its accuracy. Data as of 02/01/2019


**Stacy P. Disney**

RB-21672

cell: 808-345-2591

[Stacy@StacyDisney.com](mailto:Stacy@StacyDisney.com)
[www.StacyDisney.com](http://www.StacyDisney.com)

 Don Watson Real Estate  
 and Property Management in Hawaii

FEB 2019	FEB 2018	FEB 2019	FEB 2018
Closed Sales	Closed Sales	Median Price	Median Price

**SINGLE FAMILY HOMES**

Puna	51	65	\$215,000	\$219,000
South Hilo	20	17	\$370,000	\$325,000
North Hilo	-	1	-	\$575,000
Hamakua	2	4	\$301,500	\$566,000
North Kohala	1	7	\$407,550	\$600,000
South Kohala	22	14	\$711,968	\$681,125
North Kona	35	32	\$650,000	\$573,500
South Kona	7	4	\$538,000	\$247,125
Ka'u	8	16	\$187,500	\$162,500

**CONDOMINIUM**

Puna	-	-	-	-
South Hilo	3	7	\$147,500	\$160,000
North Hilo	-	-	-	-
Hamakua	-	-	-	-
North Kohala	-	-	-	-
South Kohala	22	22	\$474,500	\$422,500
North Kona	27	30	\$352,500	\$312,500
South Kona	-	1	-	\$220,000
Ka'u	1	-	\$139,000	-

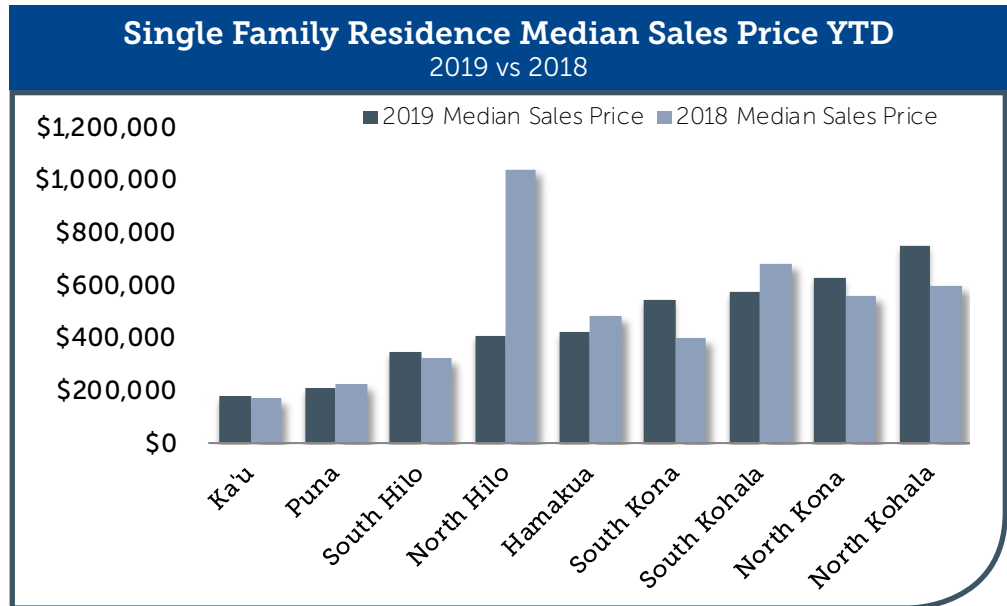
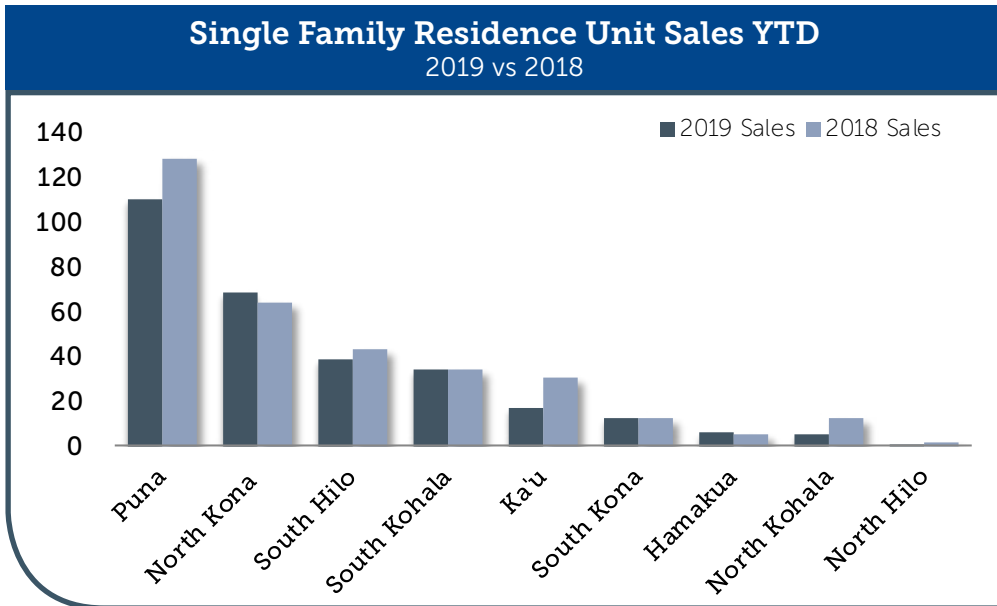
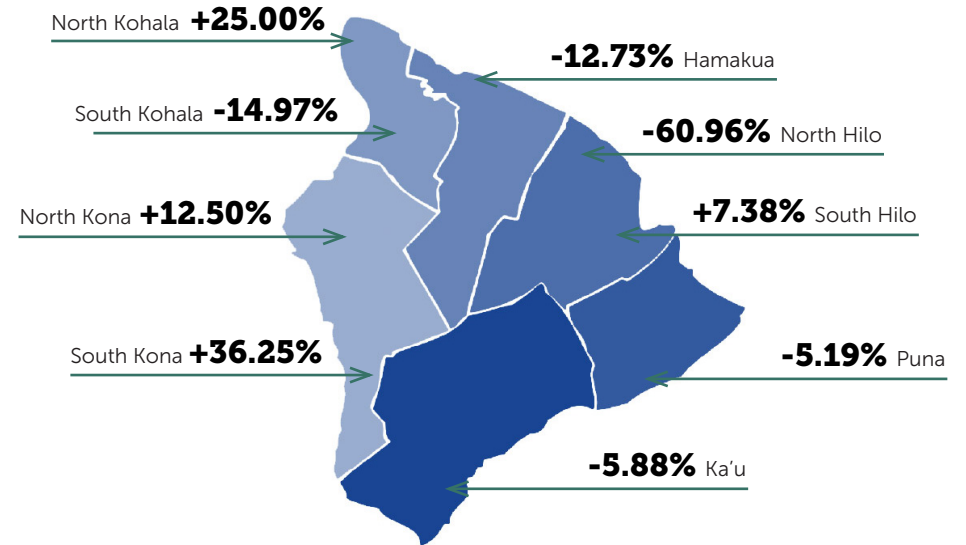
**VACANT LAND**

Puna	47	83	\$20,000	\$18,000
South Hilo	5	9	\$205,000	\$180,000
North Hilo	2	2	\$467,500	\$305,000
Hamakua	1	-	\$160,000	-
North Kohala	2	5	\$627,250	\$375,000
South Kohala	1	5	\$599,999	\$349,000
North Kona	11	16	\$270,000	\$327,500
South Kona	7	3	\$22,000	\$52,257
Ka'u	14	24	\$27,500	\$11,000



**SINGLE FAMILY**

	CLOSED SALES			MEDIAN SALES PRICE		
	2019	2018	% Change	2019	2018	% Change
Puna	110	128	-14.06%	\$210,000	\$221,500	-5.19%
South Hilo	39	43	-9.30%	\$349,000	\$325,000	7.38%
North Hilo	1	2	-50.00%	\$405,000	\$1,037,500	-60.96%
Hamakua	6	5	20.00%	\$421,500	\$483,000	-12.73%
North Kohala	5	13	-61.54%	\$750,000	\$600,000	25.00%
South Kohala	34	34	-	\$575,850	\$677,250	-14.97%
North Kona	69	64	7.81%	\$630,000	\$560,000	12.50%
South Kona	13	13	-	\$545,000	\$400,000	36.25%
Ka'u	17	31	-45.16%	\$180,000	\$170,000	-5.88%
<b>SUMMARY</b>	<b>294</b>	<b>333</b>	<b>-11.71%</b>	<b>\$370,000</b>	<b>\$325,000</b>	<b>13.85%</b>

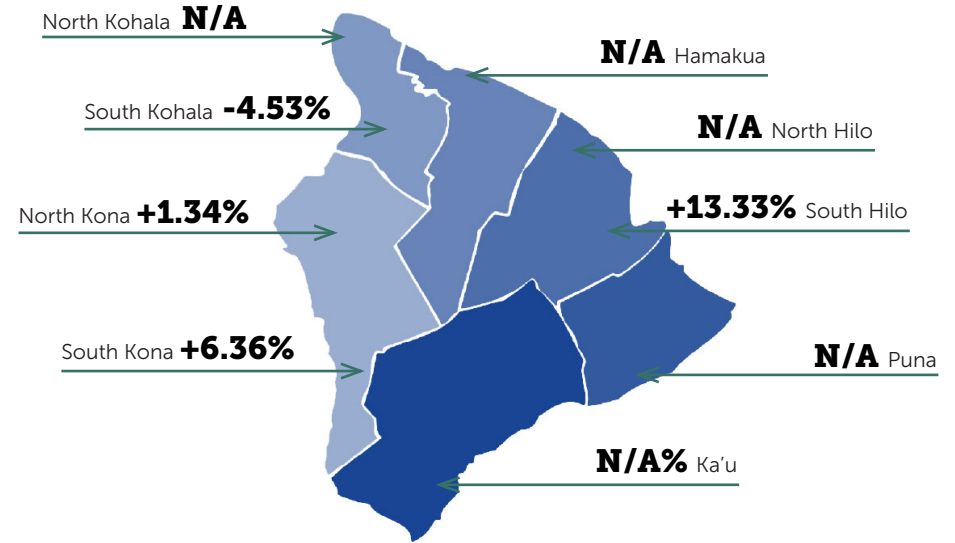


\*All information taken from Hawaii Information Services. MLS Sales Data information shown herein, while not guaranteed, is derived from sources deemed reliable. Old Republic Title is providing this information as a free customer service and makes no warranties or representations as to its accuracy.



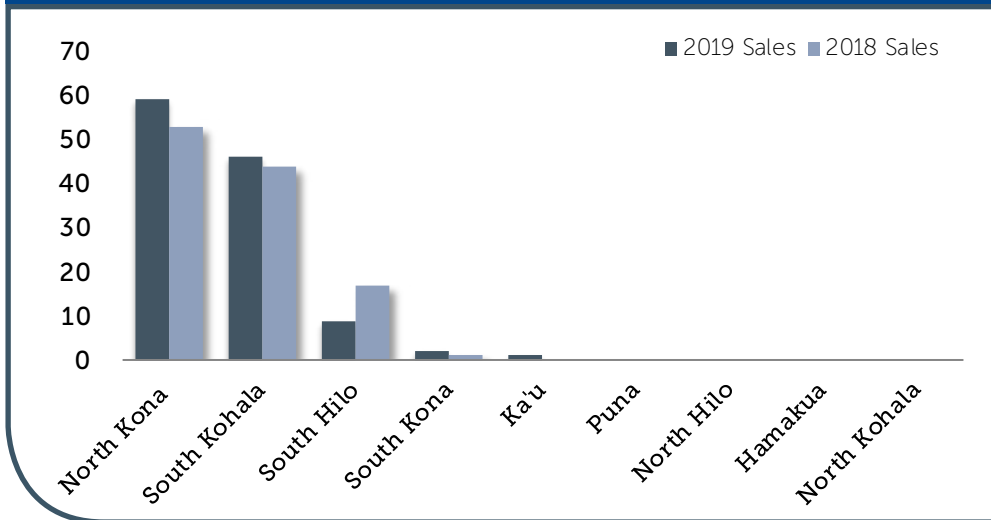
**CONDOMINIUM**

	CLOSED SALES			MEDIAN SALES PRICE		
	2019	2018	% Change	2019	2018	% Change
Puna	-	-	-	-	-	-
South Hilo	9	17	-47.06%	\$153,000	\$135,000	13.33%
North Hilo	-	-	-	-	-	-
Hamakua	-	-	-	-	-	-
North Kohala	-	-	-	-	-	-
South Kohala	46	44	4.55%	\$474,500	\$497,000	-4.53%
North Kona	59	53	11.32%	\$340,000	\$335,500	1.34%
South Kona	2	1	100.00%	\$234,000	\$220,000	6.36%
Ka'u	1	-	N/A	\$139,000	-	N/A
<b>SUMMARY</b>	<b>117</b>	<b>115</b>	<b>1.74%</b>	<b>\$341,500</b>	<b>\$340,000</b>	<b>0.44%</b>



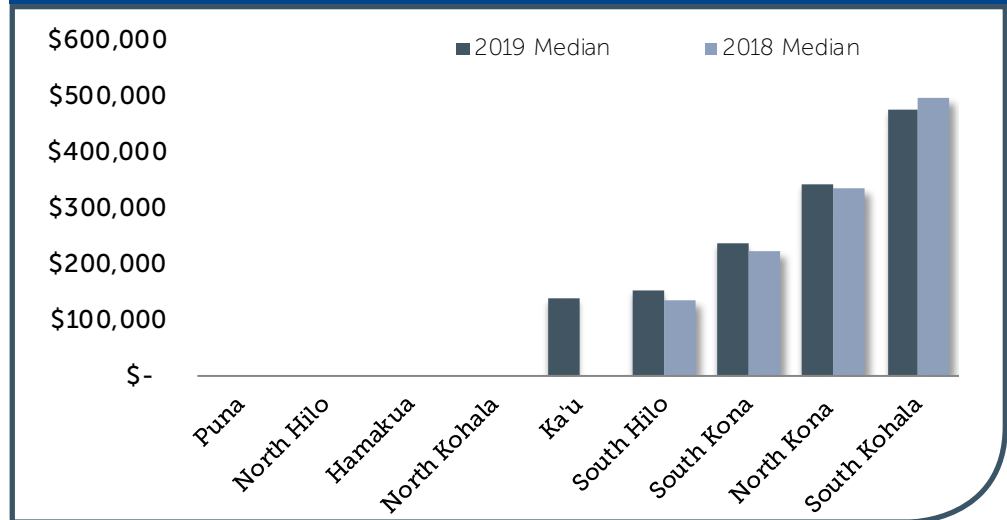
**Condominium Unit Sales YTD**

2019 vs 2018



**Condominium Median Sales Price YTD**

2019 vs 2018

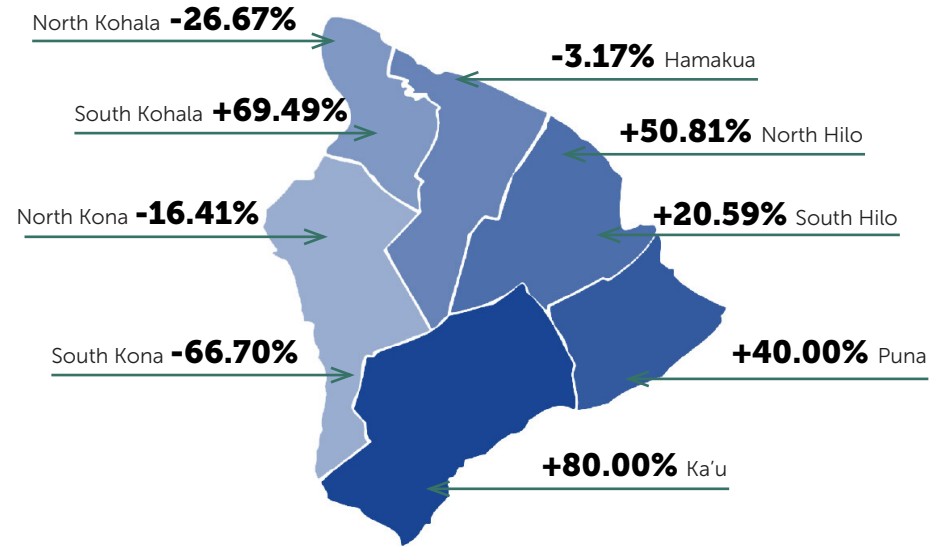


\*All information taken from Hawaii Information Services. MLS Sales Data information shown herein, while not guaranteed, is derived from sources deemed reliable. Old Republic Title is providing this information as a free customer service and makes no warranties or representations as to its accuracy.



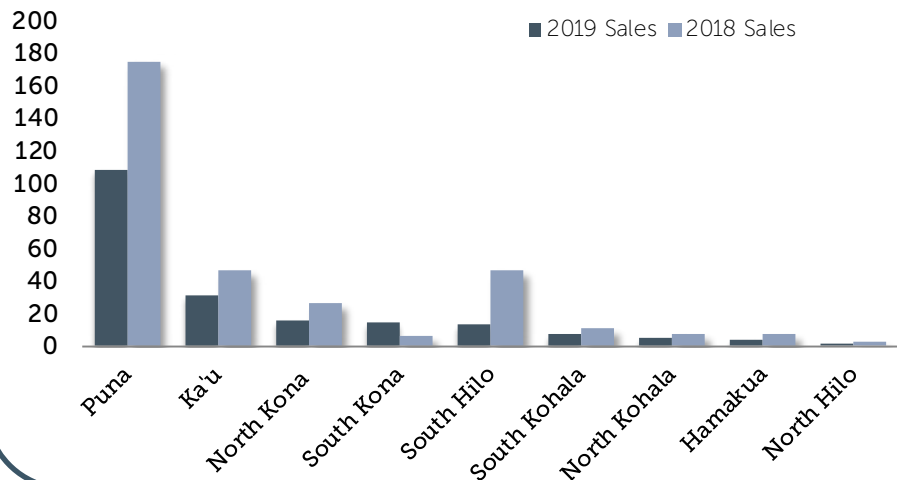
**VACANT LAND**

	CLOSED SALES			MEDIAN SALES PRICE		
	2019	2018	% Change	2019	2018	% Change
Puna	108	175	-38.29%	\$28,000	\$20,000	40.00%
South Hilo	13	47	-72.34%	\$205,000	\$170,000	20.59%
North Hilo	2	3	-33.33%	\$467,500	\$310,000	50.81%
Hamakua	4	7	-42.86%	\$182,500	\$188,479	-3.17%
North Kohala	5	7	-28.57%	\$275,000	\$375,000	-26.67%
South Kohala	7	11	-36.36%	\$500,000	\$295,000	69.49%
North Kona	16	26	-38.46%	\$273,750	\$327,500	-16.41%
South Kona	15	6	150.00%	\$60,600	\$182,000	-66.70%
Ka'u	31	47	-34.04%	\$18,000	\$10,000	80.00%
<b>SUMMARY</b>	<b>201</b>	<b>329</b>	<b>-38.91%</b>	<b>\$34,000</b>	<b>\$32,000</b>	<b>6.25%</b>



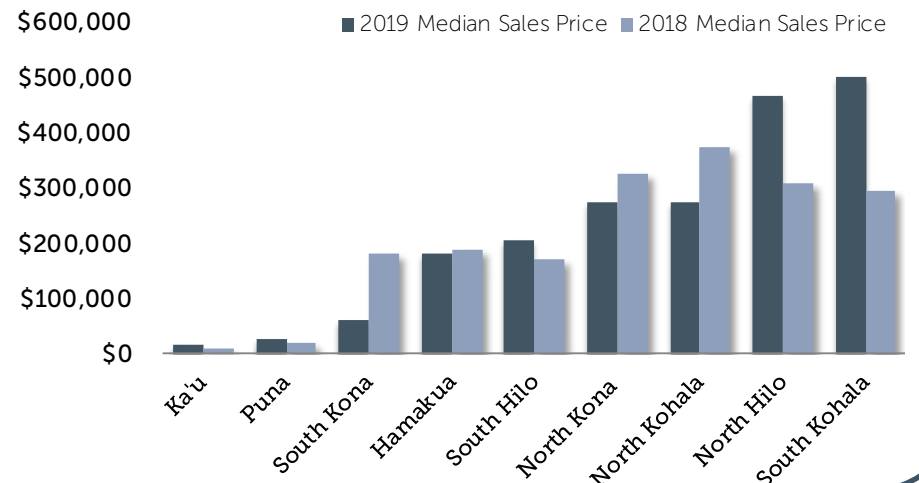
**Vacant Land Unit Sales YTD**

2019 vs 2018



**Vacant Land Median Sales Price YTD**

2019 vs 2018



\*All information taken from Hawaii Information Services. MLS Sales Data information shown herein, while not guaranteed, is derived from sources deemed reliable. Old Republic Title is providing this information as a free customer service and makes no warranties or representations as to its accuracy.